

Scaled data based on original data using  
LM-79-08 Approved Method: Electrical and Photometric Measurements of Solid-  
State Lighting Products

Test Report Prepared for  
Cooper Lighting Solutions  
(formerly Eaton)

Brand: McGRAW-EDISON

Report Number: P386248

Luminaire Tested: **GWC-SA1D-827-U-SL4-HSS**

Issue Date: 3/3/2020

**Test Information**

Test Method: LM-79-08  
Report Number: P386248  
TEST IS SCALED FROM IESNA LM-79-08 TEST DATA (G2-1903-205-25)  
Test Lab: INNOVATION CENTER  
Issue Date: 3/3/2020  
Manufacturer: COOPER LIGHTING SOLUTIONS (FORMERLY EATON)  
Product Line: MCGRAW-EDISON  
Catalog Number: GWC-SA1D-827-U-SL4-HSS  
Description: GALLEON WALL LUMINAIRE  
(1) 80 CRI, 2700K, 1200mA LIGHTSQUARE WITH 16 LEDS AND TYPE IV SPILL  
LIGHT ELIMINATOR OPTICS WITH HOUSE SIDE SHIELD  
Light Source: -  
Ballast/Driver: ELECTRONIC DRIVER

**Summary**

Lumens per Lamp: N/A  
Luminaire Lumens: 4944 lumens  
Efficiency: N/A  
Efficacy: 74.9 lumens/watt  
Luminous Opening: Rectangular (W 0.5' x L: 0.5' x H: 0')  
IES Classification: Type IV - Short  
BUG Rating: B1 - U0 - G2

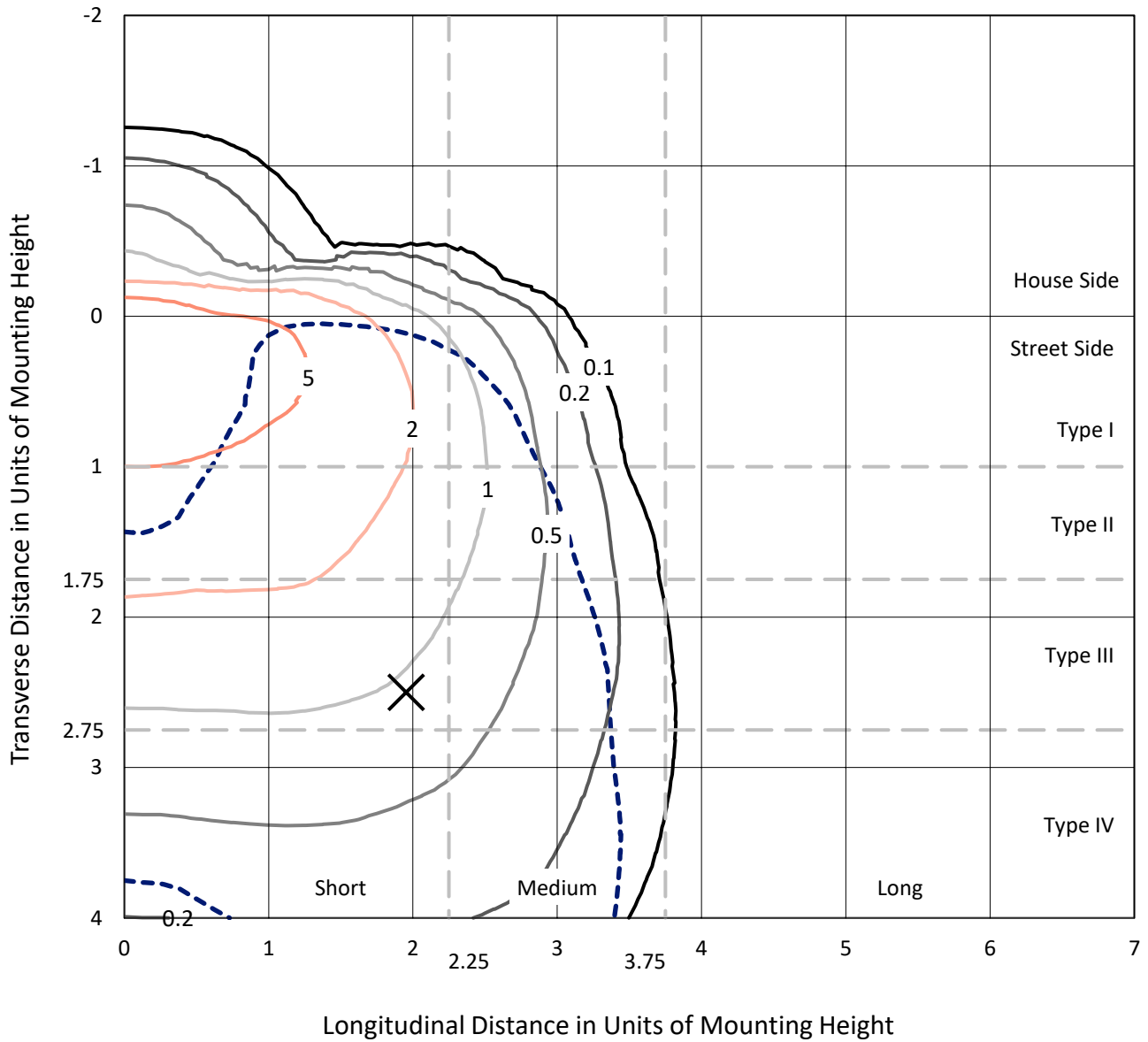
Input Watts (W): 66  
Input Voltage (V): NR  
Input Current (Ain): NR  
Voltage Rise (V): NR  
Power Factor: NR  
Total Harmonic Distortion (THDi): NR  
Frequency (hertz): 60  
Stabilization Time: NR  
Operation Time: NR  
Ambient Temperature (°C): NR  
Test Distance: 24 FT



REPORT NUMBER: P386248  
 CATALOG NUMBER: GWC-SA1D-827-U-SL4-HSS

### Iso-Footcandle Lines of Horizontal Illumination

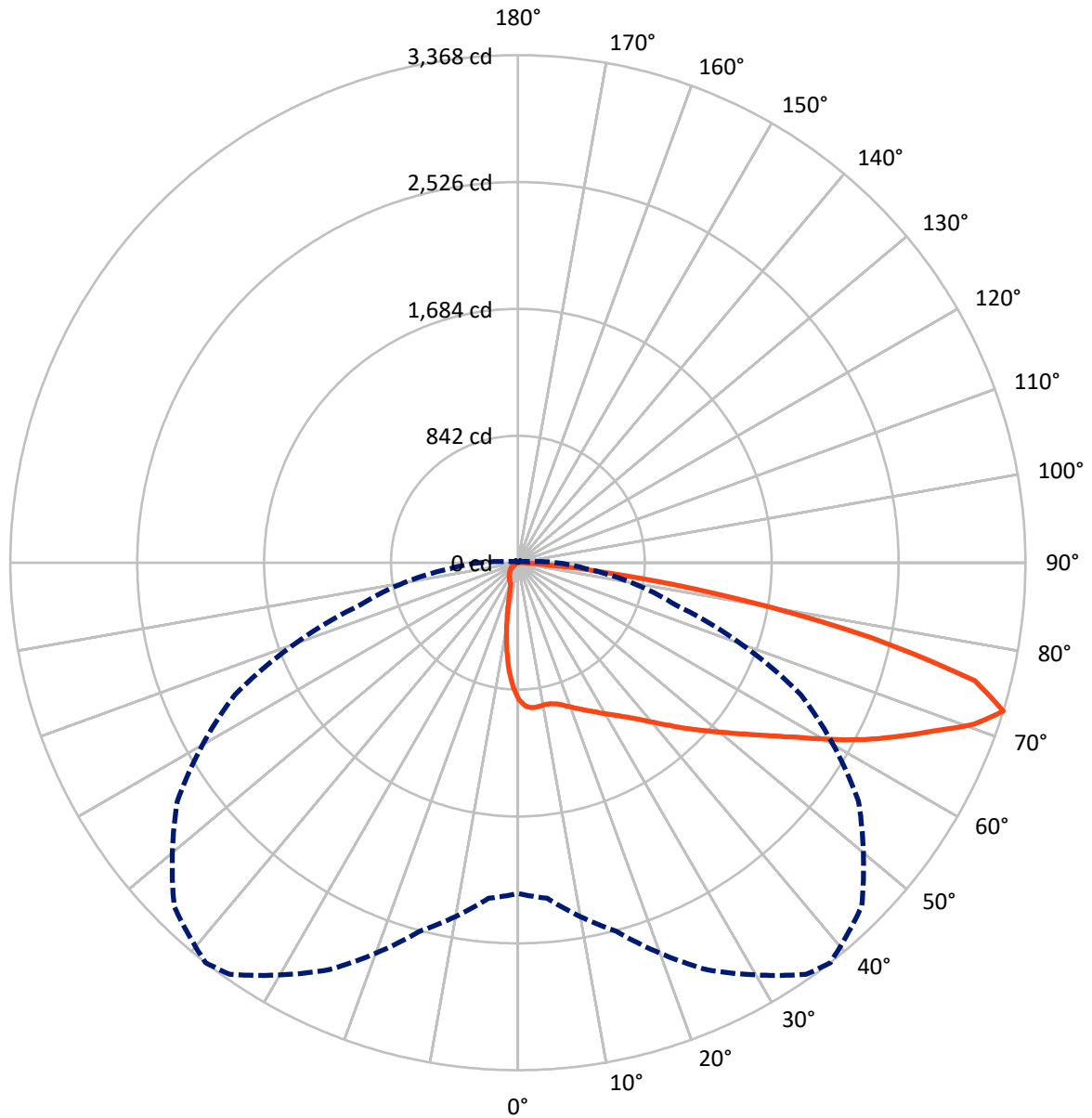
✕ Max cd  
 - - - 1/2 Max cd



Based on 10 foot mounting height. Maximum calculated value = 9.6 fc  
 Type IV - Short - N/A

REPORT NUMBER: P386248  
CATALOG NUMBER: GWC-SA1D-827-U-SL4-HSS

### Luminous Intensity Polar Plot



— Vertical Plane Through 38-Deg Lateral    - - - Horizontal Cone Through 72.5-Deg Vertical



REPORT NUMBER: P386248  
 CATALOG NUMBER: GWC-SA1D-827-U-SL4-HSS

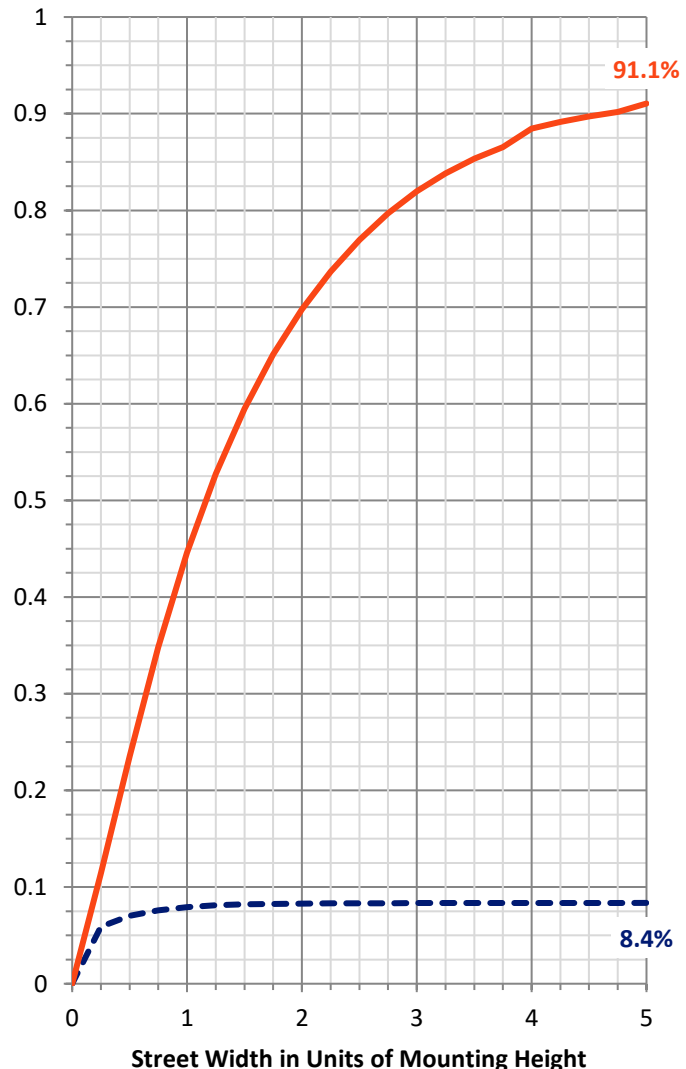
**FLUX DISTRIBUTION:**

		Downward	Upward	Total
<b>House Side</b>	Lumens	416.1	0.0	416.1
	% Fixture	8.4	0.0	8.4
<b>Street Side</b>	Lumens	4527.9	0.0	4527.9
	% Fixture	91.6	0.0	91.6
<b>Total</b>	Lumens	4944.0	0.0	4944.0
	% Fixture	100.0	0.0	100.0

**Coefficient of Utilization**

**ZONAL LUMENS:**

Zone	Lumens	% Fixture
0°-10°	77.5	1.6
10°-20°	189.5	3.8
20°-30°	301.3	6.1
30°-40°	453.0	9.2
40°-50°	691.1	14.0
50°-60°	976.8	19.8
60°-70°	1225.2	24.8
70°-80°	916.1	18.5
80°-90°	113.6	2.3
90°-100°	0.0	0.0
100°-110°	0.0	0.0
110°-120°	0.0	0.0
120°-130°	0.0	0.0
130°-140°	0.0	0.0
140°-150°	0.0	0.0
150°-160°	0.0	0.0
160°-170°	0.0	0.0
170°-180°	0.0	0.0
0°-90°	4944.0	100.0
0°-180°	4944.0	100.0



REPORT NUMBER: P386248

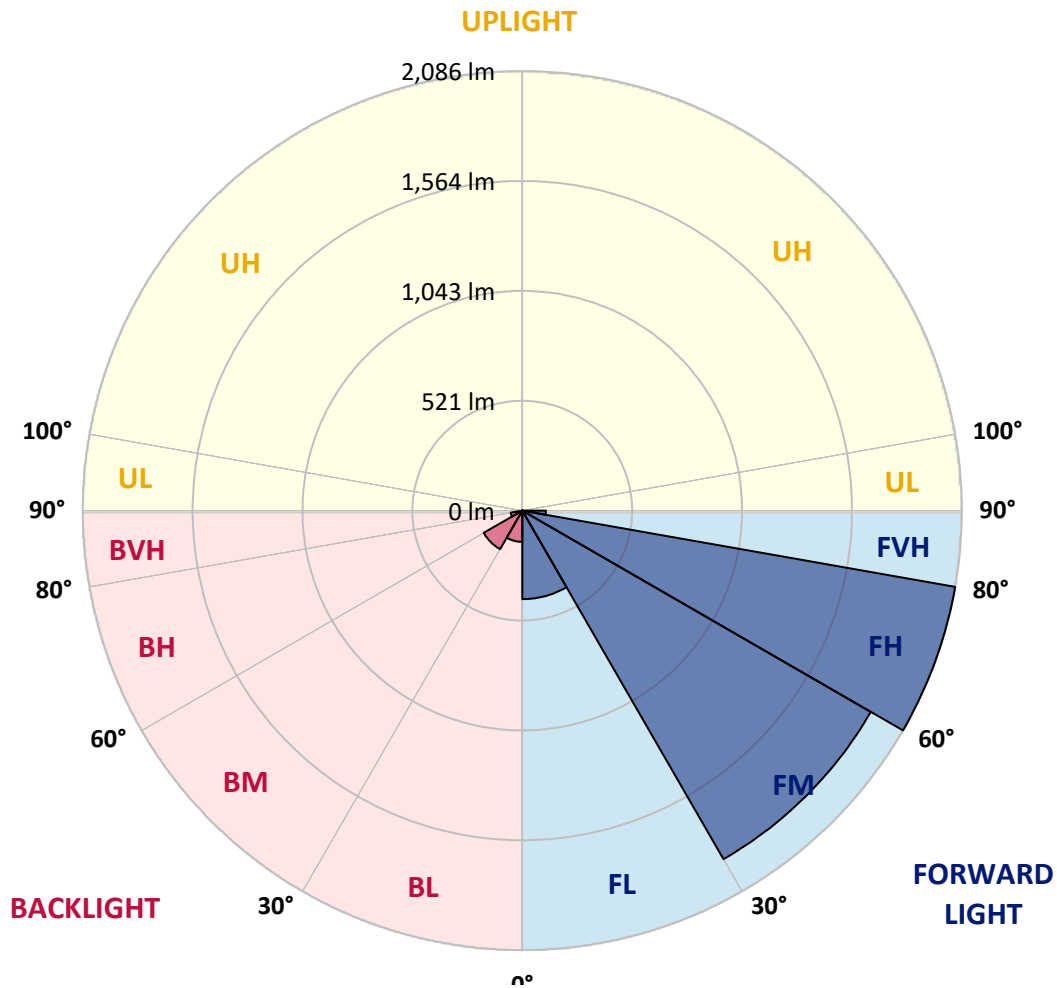
CATALOG NUMBER: GWC-SA1D-827-U-SL4-HSS

**LUMINAIRE CLASSIFICATION SYSTEM LUMEN TABLE AND BUG RATING:**

Zone	Lumens	% Fixture	Zone Rating/Lumen Limit		
			B	U	G
FL (0°-30°)	420.1	8.5			
FM (30°-60°)	1909.6	38.6			
FH (60°-80°)	2085.7	42.2			G2/5000
FVH (80°-90°)	112.5	2.3			G2/225
BL (0°-30°)	148.1	3.0	B1/500		
BM (30°-60°)	211.3	4.3	B0/220		
BH (60°-80°)	55.6	1.1	B0/110		G0/110
BVH (80°-90°)	1.1	0.0			G0/10
UL (90°-100°)	0.0	0.0		U0/0	
UH (100°-180°)	0.0	0.0		U0/0	

**BUG Rating: B1-U0-G2**

Type IV Short





REPORT NUMBER: P386248

CATALOG NUMBER: GWC-SA1D-827-U-SL4-HSS

**CANDELA DISTRIBUTION (FULL):**

	0°	5°	15°	25°	35°	38°	45°	55°	65°	75°	85°
0°	909.2	909.2	909.2	909.2	909.2	909.2	909.2	909.2	909.2	909.2	909.2
2.5°	965.0	965.2	963.0	959.3	954.6	952.1	948.0	941.4	934.4	921.9	908.4
5°	984.7	984.7	981.9	976.9	969.3	967.1	959.3	948.8	934.4	914.1	891.3
7.5°	982.7	983.1	979.2	974.1	966.5	964.4	955.0	943.3	925.4	900.8	871.6
10°	972.0	973.0	970.0	967.5	960.5	958.3	949.4	937.7	919.9	893.6	860.1
12.5°	961.1	962.2	963.2	965.4	961.1	960.3	953.3	943.5	926.4	899.1	861.3
15°	954.2	956.2	963.6	972.4	973.5	972.6	968.1	958.9	941.6	913.3	870.2
17.5°	954.2	957.4	972.8	989.7	995.6	996.2	992.3	979.4	958.9	928.5	878.4
20°	962.2	966.7	990.7	1014.5	1024.4	1024.4	1016.8	998.7	974.7	942.2	883.9
22.5°	982.7	988.6	1018.8	1046.3	1056.8	1054.6	1044.3	1018.0	991.1	957.8	890.9
25°	1023.1	1027.7	1059.1	1086.8	1093.2	1088.0	1075.1	1041.4	1012.1	979.0	903.6
27.5°	1075.3	1075.9	1108.4	1131.8	1127.9	1124.4	1108.1	1070.8	1042.2	1009.2	925.6
30°	1132.6	1132.6	1161.1	1179.0	1167.1	1164.2	1148.0	1106.3	1080.8	1050.2	956.8
32.5°	1188.0	1190.5	1213.7	1225.0	1211.6	1208.8	1192.9	1151.3	1132.2	1112.9	1005.5
35°	1241.6	1243.5	1265.4	1271.6	1258.9	1259.7	1248.4	1213.1	1205.9	1203.4	1078.8
37.5°	1293.6	1294.0	1316.3	1320.2	1313.9	1320.9	1321.9	1290.7	1304.0	1323.9	1182.1
40°	1341.0	1341.4	1363.6	1373.6	1384.5	1393.6	1401.6	1384.9	1429.1	1475.3	1305.1
42.5°	1379.0	1383.3	1411.4	1430.5	1459.3	1476.5	1498.3	1497.4	1577.9	1647.3	1453.7
45°	1412.4	1419.8	1459.0	1492.5	1541.8	1569.3	1603.4	1630.1	1745.5	1838.9	1604.2
47.5°	1456.6	1463.6	1508.3	1563.1	1628.9	1665.0	1721.5	1779.2	1929.7	2027.0	1751.2
50°	1518.8	1515.7	1559.9	1638.5	1722.9	1770.3	1850.8	1937.3	2112.4	2190.8	1837.7
52.5°	1585.1	1583.9	1616.5	1720.4	1833.8	1889.2	1995.6	2100.7	2287.1	2303.8	1877.3
55°	1667.3	1658.4	1685.9	1813.9	1965.4	2024.9	2150.2	2262.5	2426.3	2367.4	1897.2
57.5°	1753.3	1738.7	1765.0	1918.0	2113.8	2184.3	2321.4	2420.2	2518.9	2410.9	1897.0
60°	1842.2	1824.9	1856.2	2048.1	2298.2	2379.7	2507.0	2526.7	2605.4	2432.9	1883.0
62.5°	1916.5	1906.3	1952.7	2187.3	2504.2	2584.2	2647.3	2623.7	2678.3	2450.0	1850.4
65°	1995.2	1995.8	2070.7	2349.8	2723.0	2777.0	2782.4	2749.3	2739.3	2446.5	1739.9
67.5°	2101.5	2111.4	2236.4	2570.3	2936.0	2977.6	2977.2	2885.5	2783.8	2307.7	1495.0
70°	2214.0	2237.2	2427.4	2822.6	3168.4	3210.7	3188.9	2972.1	2621.2	1866.0	1058.0
72.5°	2195.1	2235.4	2533.5	2981.7	3335.3	3367.6	3226.1	2759.2	2071.7	1084.5	450.5
75°	1693.5	1740.1	2323.1	2824.1	3160.2	3131.2	2771.9	2147.1	1132.2	302.7	101.4
77.5°	894.6	919.5	1534.6	2151.4	2464.1	2403.6	1952.7	1191.1	345.2	74.9	45.6
80°	468.6	474.3	668.7	1220.7	1520.9	1521.3	1157.2	523.2	142.3	38.4	30.6
82.5°	250.9	255.8	353.4	564.0	796.9	722.3	443.1	287.9	82.7	21.8	29.4
85°	60.4	61.4	200.4	257.7	313.3	223.8	131.6	241.7	22.4	12.7	23.8
87.5°	23.2	23.6	74.3	111.5	79.9	51.7	61.6	90.1	2.9	4.9	3.7
90°	0.0	0.0	0.0	0.0	0.0	0.0	0.0	0.0	0.0	0.0	0.0



REPORT NUMBER: P386248  
 CATALOG NUMBER: GWC-SA1D-827-U-SL4-HSS

**CANDELA DISTRIBUTION (continued):**

	90°	95°	105°	115°	125°	135°	145°	155°	165°	175°	180°
0°	909.2	909.2	909.2	909.2	909.2	909.2	909.2	909.2	909.2	909.2	909.2
2.5°	900.2	894.8	881.7	865.0	850.3	839.6	823.6	813.1	806.1	805.9	803.2
5°	877.4	866.5	838.1	804.5	773.9	746.4	713.9	688.3	669.2	666.1	659.5
7.5°	852.9	835.1	791.5	739.0	687.6	635.5	574.9	537.3	505.1	489.7	488.1
10°	837.9	812.9	751.1	675.1	594.6	509.8	430.6	375.7	336.1	324.8	316.4
12.5°	834.9	801.8	719.9	615.2	500.2	388.1	300.4	242.1	210.5	200.4	197.7
15°	837.9	796.7	693.6	555.8	404.5	275.3	201.6	167.8	155.8	153.0	152.8
17.5°	839.8	790.5	663.8	489.9	311.7	196.7	154.4	144.5	142.7	142.5	142.9
20°	839.6	781.1	628.3	416.4	231.8	154.6	139.6	137.6	137.2	137.4	137.2
22.5°	838.1	770.0	589.3	340.6	175.1	138.2	133.3	132.0	131.8	131.8	131.8
25°	840.8	761.1	546.4	268.2	144.3	130.6	127.5	126.5	126.3	126.3	125.9
27.5°	850.5	756.2	499.4	206.4	130.4	123.8	121.3	121.1	120.5	120.3	120.7
30°	866.1	756.2	447.8	160.6	122.0	116.8	115.0	114.6	114.4	114.2	114.4
32.5°	893.6	762.0	391.6	133.5	114.0	109.0	107.8	108.4	107.8	107.8	107.8
35°	943.3	779.2	332.6	116.4	105.5	101.4	100.2	101.0	100.6	100.6	100.4
37.5°	1015.7	811.2	273.3	106.2	98.1	93.8	92.2	93.4	93.0	93.0	92.8
40°	1104.0	857.9	216.8	98.4	91.0	86.4	85.0	85.6	84.6	84.6	85.0
42.5°	1213.1	917.0	167.5	90.8	83.8	79.5	78.6	78.0	76.2	75.1	75.4
45°	1334.2	978.6	130.6	83.4	77.0	73.5	72.3	70.6	67.6	65.5	65.7
47.5°	1442.4	1026.0	106.2	76.2	70.8	68.2	66.3	63.2	58.7	56.3	56.5
50°	1499.3	1033.2	90.3	69.0	65.1	62.4	59.7	55.0	49.7	47.0	46.8
52.5°	1513.9	999.5	78.6	62.4	59.3	56.3	52.8	46.4	40.4	37.6	37.2
55°	1519.2	948.2	68.2	56.3	53.2	49.7	45.2	38.0	32.4	29.6	29.4
57.5°	1501.6	871.6	60.0	50.7	47.0	42.7	37.2	30.4	25.0	22.8	22.8
60°	1462.3	767.9	53.6	44.8	40.7	35.7	30.0	23.6	18.7	16.8	16.8
62.5°	1384.1	633.6	47.6	38.6	34.7	29.6	24.2	17.9	13.1	12.1	12.3
65°	1236.5	480.7	41.7	33.1	29.6	24.4	18.9	12.7	8.8	8.8	9.2
67.5°	1008.4	333.9	35.5	28.1	25.5	19.9	14.4	8.8	6.2	7.0	7.8
70°	667.5	187.3	30.4	23.2	21.8	15.8	10.7	6.0	4.9	6.6	8.0
72.5°	251.9	72.9	25.5	18.7	18.9	12.1	7.6	4.5	4.5	7.2	9.4
75°	70.2	35.7	18.3	13.8	14.8	8.8	5.5	3.9	4.3	8.2	11.1
77.5°	41.3	26.3	11.9	8.0	10.1	6.2	3.7	3.1	3.7	7.0	10.7
80°	33.3	14.0	7.0	4.1	5.5	3.5	2.5	1.8	1.0	2.7	5.5
82.5°	33.3	8.4	3.3	2.9	2.9	1.8	1.2	0.8	0.2	0.0	1.4
85°	22.4	3.5	2.1	1.8	1.4	0.6	0.4	0.2	0.0	0.0	0.0
87.5°	3.7	1.4	0.8	0.4	0.2	0.0	0.0	0.0	0.0	0.0	0.0
90°	0.0	0.0	0.0	0.0	0.0	0.0	0.0	0.0	0.0	0.0	0.0



Signify Classified - Internal  
Cooper Lighting Solutions Photometric Lab  
1121 Highway 74 South  
Peachtree City, GA 30269

Scaled Data Report



Report Generated By 670245982

Signify Classified - Internal  
Cooper Lighting Solutions Photometric Lab  
1121 Highway 74 South  
Peachtree City, GA 30269

Scaled Data Report



Signify Classified - Internal  
Cooper Lighting Solutions Photometric Lab  
1121 Highway 74 South  
Peachtree City, GA 30269

Scaled Data Report



Signify Classified - Internal  
Cooper Lighting Solutions Photometric Lab  
1121 Highway 74 South  
Peachtree City, GA 30269

Scaled Data Report



Signify Classified - Internal  
Cooper Lighting Solutions Photometric Lab  
1121 Highway 74 South  
Peachtree City, GA 30269

Scaled Data Report



--- HS — SS

Signify Classified - Internal  
Cooper Lighting Solutions Photometric Lab  
1121 Highway 74 South  
Peachtree City, GA 30269

Scaled Data Report



u

Signify Classified - Internal  
Cooper Lighting Solutions Photometric Lab  
1121 Highway 74 South  
Peachtree City, GA 30269

Scaled Data Report



Signify Classified - Internal  
Cooper Lighting Solutions Photometric Lab  
1121 Highway 74 South  
Peachtree City, GA 30269

Scaled Data Report



(END OF REPORT)